

1. **Invacare® Extender Kit**


Model # 5143IVC

Designed to expand 80" bed frame to 84"

Complete with extended head pull tube and drive shaft, link fabric and helicals

Compatible with 5307IVC, 5310IVC, 5410IVC and 5410LOW

Not for use with bariatric beds (BAR600IVC, BAR750), Invacare® Value Care Bed (VC5310) or Invacare® G-Series Bed (G5510)



2. **Invacare® Mattress Keepers**

Model # MATTKEEP

Ensures the mattress remains centered on the bed. Maintains mattress position to meet FDA entrapment guidelines. Fits all IVC Series Home Care Beds. Complete kit with plastic mattress keepers and hardware.



3. **Invacare® Tilt-Top Overbed Table**

Model # 6418

Adaptable tilt-top allows three angle positions in either direction using tilt-release lever

Light upward touch

Light downward touch on table top locks it into position



4. **Invacare® Overbed Table**

Model # 6417

Light upward touch on patented spring-loaded locking handle allows table to elevate freely








Light downward touch on table top locks table in position

Invacare Canada
www.invacare.ca

USA
One Invacare Way
Elyria, Ohio
44035-4190
(800) 333-6900

Canada
570 Matheson Blvd. E.,
Unit 8
Mississauga, Ontario
L4Z 4G4 Canada
(800) 668-5324

©2018
Invacare Corporation.
All rights reserved.
Trademarks are identified by the symbols ™ and ®.
All trademarks are owned by or licensed to Invacare Corporation unless otherwise noted. Specifications are subject to change without notification.
Form No. 18-399C
Rev. 06/18

Model #	 Dimensions Table Top	 Dimensions Base	 Height Adjustment	 Diameter	 Weight	 Weight Capacity	 Limited Warranty
6418	30" L 15" W .75" D	26" L 15.5" W	28"-40"	14/16/13 Gauge	22 lb.	25 lb.	1 Year
6417	30" L 15" W .75" D	26" L 15.5" W	28"-40"	14/16/13 Gauge	19 lb.	25 lb.	1 Year

