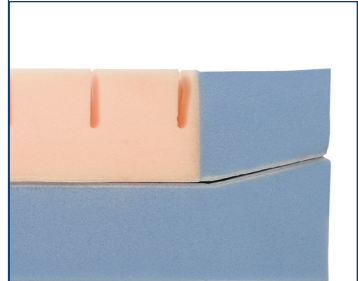




INVACARE®
GLISSANDO
GLIDING MATTRESS



The **Glissando Gliding Mattress** is designed to prevent friction and shear, which can contribute to pressure ulcer development, while providing comfort for the resident. The patented design allows the mattress to conform simultaneously to the resident and the bed frame, optimizing the features of an articulating bed.

Invacare Glissando Gliding Mattress

When the bed is articulated, the top surface retains its properties for effectively supporting the resident, while the base of the mattress separately conforms to the bed frame.

This unique design reduces unwanted resident movement, reducing potential for tissue damage resulting from friction and shearing.

Features

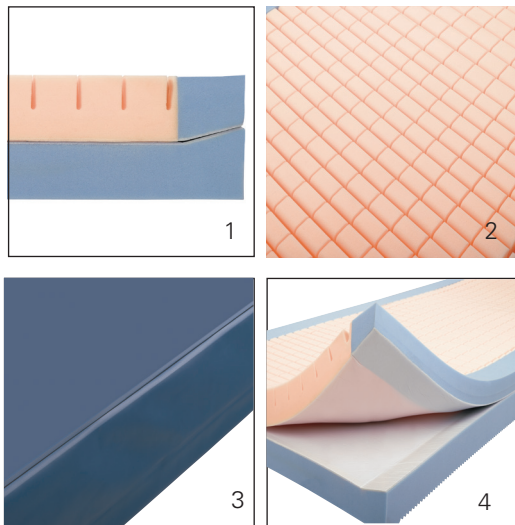
Water-resistant 2-way stretch polyurethane cover with welded seams

Two layers of high-density foam with a patented gliding layer

Laser-cut castellations break the surface tension of the foam allowing for maximized body contact, minimal shear, increased airflow and optimized pressure reduction

Built in side supports

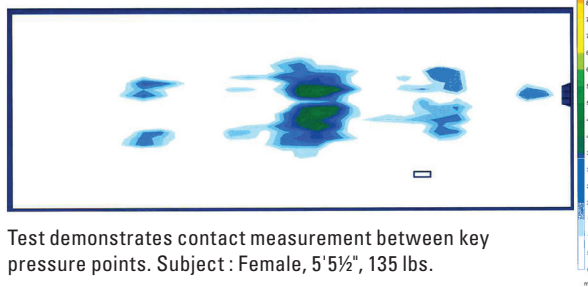
TDXSP-LE Features



1. Built-In Support - Provides effective sidewall support, facilitating resident transfer.
2. Castellations - Break surface tension of foam allowing maximized body contact, optimizing pressure reduction.
3. Premium Cover - Water resistant cover with welded seams and flap concealing the zipper to help prevent contamination of the foam.
4. Dual Layers of High Density Foam - Two-part construction with a patented "gliding" layer enable top and bottom sections to move independently as mattress is articulated.



Invacare® Glissando® gliding mattress Body Interface Pressure Imaging Test



Invacare Canada LP

www.invacare.ca

570 Matheson Blvd. E.,
Unit 8
Mississauga, Ontario
L4Z 4G4 Canada
(800) 668-5324

©2017
Invacare Corporation.
All rights reserved.
Trademarks are identified
by the symbols TM and ®.
All trademarks are owned
by or licensed to Invacare
Corporation unless
otherwise noted.
Specifications are subject
to change without

Form No. 11-840C
Rev. 01/17

Specifications

Sizes :

SRS2080: 36" x 80" (also available with Raised Side Rails)

- Weight Capacity: 500 lbs. (550 lbs. on 42" width models)
- Cover: Two-way stretch waterproof polyurethane
- Built-in side supports
- Limited Warranty: 8 years on Mattress, 4 years on Cover

