



Rabbit[™]



The Rabbit is a mobile standing frame tailored to meet the needs of the individual user. It promotes development of motor skills and helps redevelop muscles and restore motion to joints. The Rabbit is available in 4 sizes.

PU



FRAME



0° - 30°



max 70 kg



615 - 700 mm



620 - 900 mm

Angle adjustable centre bar

The Rabbit has a simple, easy to use and control angle adjustment, making it possible to obtain the best standing position for each child.



Slots in the centre bar for mounting the accessories.




Quick release wheels

The two driving wheels are equipped with quick release for easy mounting. The wheels are available in a variety of sizes for each size of Rabbit.





Central lock

User operated lock system which locks the wheels for steady and secure transfer.





Accessories



Frederik, 5 years old

"So you think you can go faster than me..."



1 Foot plate/Heel stops
86121x/861252

2 Hinged sandals
86122x

3 Formed foot plates
86149, 86147, 86148

4 Seperate foot support
86120x

5 Knee supports, hinged
86131x

6 Abdominal support
861411

7 Hip support, front
86160x

8 Hip support, derotational
86161x

9 Hip support, rear
86150x

10 Surrounding Hip support
861610, 861620, 861630

11 Back support
86401

12 Chest support
86170x

“I’ll race you to the gym...”



13




14



15



16



17



18



19



13 Chest support
86180x

14 Chest support
8618x0

15 Distance piece
861421, 861422

16 Extension piece
861480

17 Connecting system for head support
861424-3, 861424-4

18 Play box
862501

19 Tray
862515



Rabbit™



	Size 1 w/22" wheels mm	Size 2 w/26" wheels mm	Size 3 w/32" wheels mm	Size 4 w/36" wheels mm
Overall width (G)	615 mm	720 mm	730 mm	740 mm
Width, inside (G1)	325 mm	425 mm	425 mm	425 mm
Length (H)	620 mm	750 mm	800 mm	900 mm
Overall height (I)	670-1000 mm	850-1180 mm	990-1310 mm	1200-1530 mm
Height from foot plate to chest support (I1)*	550-740 mm	750-1080 mm	830-1190 mm	960-1420 mm
Length, centre bar	500 mm	700 mm	800 mm	1000 mm
Center bar angle (a1)	0 to +30°	0 to +30°	0 to +30°	0 to +30°
Foot plate angle (a2)	+15° to -10°	+15° to -10°	+15° to -10°	+15° to -10°
Camber	8°	6°	4°	4°
Total mass	13,5 kg	15,5 kg	16 kg	18,5 kg
Max load	40 kg	50 kg	60 kg	70 kg
Static stability downhill	5°	5°	5°	5°
Static stability sideways	5°	5°	5°	5°
Static stability uphill	5°	5°	5°	5°

* The Rabbit is measured in upright position and with the foot plate in lowest position. For smaller children it is possible to raise the foot plate.