



The E-Pacer

The Rifton E-Pacer is an exciting new addition to the Pacer family. Its sit-to-stand lift functionality removes a major barrier to gait training with large or highly dependent clients.

The E-Pacer combines the powerful electric lift column and secure body support of Rifton's TRAM with the key gait training features of the classic Pacer. The result is more than the sum of its parts. The E-Pacer can be a life-changing solution for clients who have grown too large or too dependent to be safely transferred into manual gait trainers. Its strong and stable frame can accommodate users up to 6' 5" and 350 lbs.



Find letters of medical necessity and informative articles at:
www.rifton.com/e-pacer

DESIGNED FOR USE WITH THE
MOVE
PROGRAM

Reasons to choose the E-Pacer

- **Zero-lift transfers:** The E-Pacer can perform the sit-to-stand transfer that is part of every gait training session with no lifting on the part of the caregiver.
- **Gait training with extra stability:** The E-Pacer's strong and rigid frame gives security for heavier or taller clients.
- **Seat-to-seat transfers:** Attach the thigh straps to the E-Pacer's body support system and use the E-Pacer to move a client from a wheelchair to a mat table or other surface for therapy.
- **Expandable legs:** Widen the base legs for clients needing extra step width or to get up close to a wheelchair prior to a transfer.
- **Height range:** The 26" adjustment range of the E-Pacer's electric lift column provides great versatility for use with clients of different statures.
- **Built-in scale:** the optional Bluetooth-equipped scale and new Gait Tracker mobile app measure the load on the body support, allowing caregivers to track a client's weight-bearing progress over time.



E-Pacer (K660)

Versatile and powerful




Here the E-Pacer is used for fall prevention with a client who has a seizure disorder. The posterior configuration gives him easy access to his environment.

Gait Tracker

The E-Pacer scale can connect with a phone or tablet via Bluetooth to display scale data on Rifton's Gait Tracker app.

Gait Tracker shows a running average of the weight measured by the scale, and calculates average weight-bearing for a gait training session.



A phone can also be mounted on the patient handgrip with a bicycle phone mount, making the scale visible to the client.

Transfers made easy

The E-Pacer's electric lift makes the initial transfer safe and simple even with large clients. Here is one possible sequence for a no-lift transfer:



First, the client is transferred onto the pelvic support in a seated transfer using the thigh straps.



Then, the pelvic support is used for a sit-to-stand transfer.




Now the client is ready to begin gait training.



Room to dance!

The E-Pacer's wide base provides stability and ample space for unobstructed footwork. Expanding the base legs gives even more room for clients who need extra step width.

Features of the E-Pacer



Body support

The innovative body support secures the patient with a single buckle, allowing the caregiver to quickly prepare the client for safe gait training.



Bluetooth connectivity

The E-Pacer's optional scale can pair with mobile devices via Bluetooth. This enables caregivers to track and record a client's progress.



Effortless lifting

The carefully engineered, telescoping lift column gives the E-Pacer an amazing range of adjustment. It can be raised high enough to support a 6'5" walking client and then retract down to 32¾" for compact storage.



Infinite control

The E-Pacer has the same innovative four-function casters as the rest of the Pacer family.



Leg expander

Swinging the leg expander bar spreads the E-Pacer frame to fit around large wheelchairs.

Accessories



Scale

With the scale you can weigh your clients during routine transfers. You can also measure the weight they're bearing during gait training. And when the scale is paired with a tablet or phone via Bluetooth, Rifton's new Gait Tracker app can track your client's weight-bearing progress.

Note: The scale must be included in the original purchase. It cannot be added later.



Odometer

No more counting tiles on the floor! The odometer makes it easy to record how far your client walks, in feet or meters.



Front handle

The front handle allows a caregiver to maneuver and guide the E-Pacer. It includes an up/down switch to adjust the height of the body support.



Switch pole

The switch pole lets a caregiver operate the electric lift without bending down (when not using the front handle). It can also be turned around to give the client control of the lift.



Arm prompts

Versatile arm prompts include height, rotation, angle, lateral proximity and forward/backward adjustments to accommodate numerous positioning requirements.

Adjustment range

(elbow to fist): small 9"–12½"
large 10½"–15"

Padded surface area

small 4½"x 8"
large 5"x 9"



Accessories (continued)



Arm platforms

A simple arm support alternative for clients who need less positioning, arm platforms attach to our adjustable arm prompt base and are made of integral skin foam for padded comfort and easy cleaning.

Padded surface dimensions: 13½" x 5½"



Hip positioner

The hip positioner is designed to encourage good positioning for gait training. It enables natural pelvic movement and lower extremity weight-shifting, and provides good abduction. A pad is available for extra comfort.

Dimensions: see page 16.



Pelvic support

Available in three sizes, the pelvic support is used for sit-to-stand transfers and gait training. It can also be used for fall prevention, making it suitable for early mobility in recovery. It may fit the client best when the straps are crossed as shown in the photo.

Dimensions: see page 16.



Thigh straps

Thigh straps are used for seated transfers. They are machine washable and are available in wide and narrow.

Width: narrow 5", wide 7"



Ankle prompts

Ankle prompts attach to the bottom bar of the E-Pacer frame and have padded straps that can be adjusted to prevent scissoring. Movable clips on the ankle prompt bar regulate stride length and placement.





Removable back belt

For settings where infection control is critical we offer an alternative back belt with a clip at both ends for easy removal and sanitation. Users should note however, that the removable belt adds approximately 4" to the body support circumference at its smallest (from 22" to 26"). Maximum circumference remains at 60"



Accessories tote

A tough and attractive tote bag big enough (14" x 16" x 9") to keep all your E-Pacer accessories together when not in use. Made of black ballistic nylon with a zippered top, here's a bag that will hold up to whatever you throw in it and still look great. And like all things Rifton, it's made in the USA.




Innovative casters

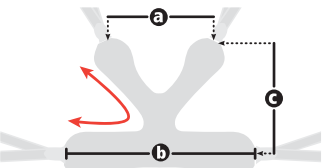
Control the speed and direction of the E-Pacer with the caster features shown below.



Dimensions of the E-Pacer

| User dimensions (inches) | | K660 |
|--|--|---------------|
| Girth | | 22 min–60 max |
|  Key user dimension: girth Important: User's weight or height must not exceed: 350 lbs or 77 inches | | |
| Item dimensions (inches) | | K660 E-Pacer |
| Overall length | | 44¾ |
| Overall width | | 31½–51¾ |
| Overall height | | 32¾–59 |
| E-Pacer weight (lbs) | | 72 |
| Turning diameter | | 50 |
| Floor to top of base leg for furniture clearance | | 8¾ |
| Min. user armpit height (when standing or ambulating) | | 31½ |
| Max. user height (when standing or ambulating) | | 77 |
| Max. working load (lbs) | | 350 |

Pelvic support

| User dimensions (inches) | | | |
|---|------------|-----------|------------|
| Indicated by the red arrow below | | | |
| Key user dimension: half of thigh circumference. | | | |
| | K306 small | K316 med. | K326 large |
| | 6–10 | 8–14 | 10–18 |
|  | | | |
| Product dimensions (inches) | | | |
| | K306 small | K316 med. | K326 large |
| a | 8½ | 12 | 13½ |
| b | 16 | 20 | 25 |
| c | 9 | 12 | 14 |

The E-Pacer frame comes in your choice of five colors.



Red



Blue



Gray

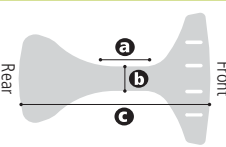


Lime



Pink

Hip positioner

| Dimensions (inches)–without pad | | |
|---|------------|------------|
|  | | |
| | K667 small | K668 large |
| a Crotch length | 2½ | 3½ |
| b Width | 1¼ | 1¾ |
| c Length | 9 | 11 |

How to buy the E-Pacer

1. **Choose** your color.
2. **Select** additional accessories as your needs require.
3. **Fax or email** this form to Rifton for a quote, or
4. **Order** online in minutes at **Rifton.com**.
5. **Call** us any time at **800.571.8198** if you need assistance.
We're always here to help.



| | | K660 |
|---|--------------------------------|--|
| Required components | Frame | K661 <input type="checkbox"/> |
| | Color | Red <input type="checkbox"/> |
| | | Blue <input type="checkbox"/> |
| | | Gray <input type="checkbox"/> |
| | | Lime <input type="checkbox"/> |
| | | Pink <input type="checkbox"/> |
| Optional accessories | Scale | K662 <input type="checkbox"/> |
| | Odometer | K663 <input type="checkbox"/> |
| | Front handle | K665 <input type="checkbox"/> |
| | Switch pole | K666 <input type="checkbox"/> |
| | Arm supports (pair) | CHOOSE Small arm prompts K305 <input type="checkbox"/> |
| | | Large arm prompts K315 <input type="checkbox"/> |
| | | Arm platforms K397 <input type="checkbox"/> |
| | Hip positioner | CHOOSE Small K667 <input type="checkbox"/> |
| | | Large K668 <input type="checkbox"/> |
| | Hip positioner pad | CHOOSE Small K541 <input type="checkbox"/> |
| | | Large K542 <input type="checkbox"/> |
| | Pelvic support | CHOOSE Small K306 <input type="checkbox"/> |
| | | Medium K316 <input type="checkbox"/> |
| | | Large K326 <input type="checkbox"/> |
| | Thigh straps | CHOOSE Narrow K308 <input type="checkbox"/> |
| | | Wide K338 <input type="checkbox"/> |
| | Ankle prompts | K684 <input type="checkbox"/> |
| | Additional battery | K307 <input type="checkbox"/> |
| | Additional thigh straps | CHOOSE Narrow single K318 <input type="checkbox"/> |
| | | Narrow pair K308 <input type="checkbox"/> |
| Wide single K328 <input type="checkbox"/> | | |
| Wide pair K338 <input type="checkbox"/> | | |
| Removable back belt | K327 <input type="checkbox"/> | |
| Rifton accessories tote | K522 <input type="checkbox"/> | |