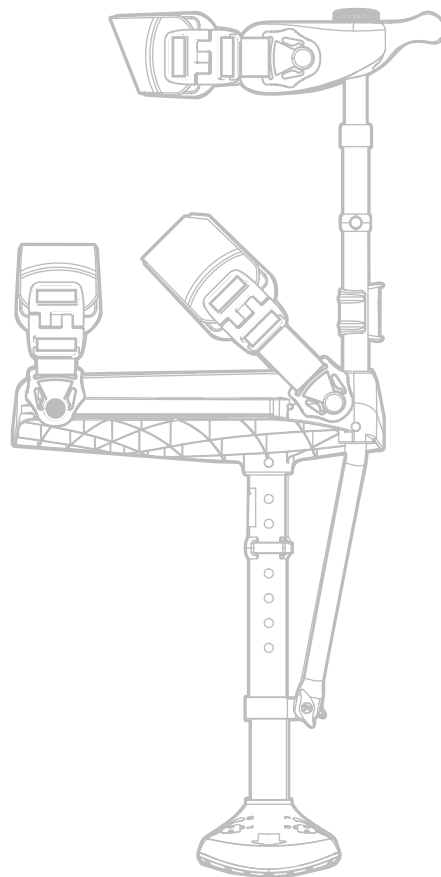


iWALK3.0

User Guide

Online Version (English)



IWF10450 revC

30

Visit our website to view the instructional videos

INSTRUCTION VIDEOS: LEARN TO USE YOUR iWALK IN 3 EASY STEPS

www.iwalk-free.com/get-started



1

**Assemble
Your iWALK3.0**



2

**Fitting
Your iWALK3.0**



3

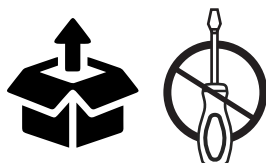
**Taking Your
First Steps**



1

ASSEMBLY

Assembling iWALK3.0 is easy, quick and does not require tools.



2

FITTING

CUSTOM FIT THE iWALK FOR YOUR LEG

PROPER FIT IS ESSENTIAL! But it's easy if you follow our video instructions. Tailor the iWALK to fit you perfectly.



3

YOUR FIRST STEPS ON THE iWALK

Our video instructions show you how to stand, walk, use stairs, put on and take off.



**NEED HELP?
NOT SATISFIED?**



Missing Parts?



Assembly Difficulties?



Problems Adapting?

***Before Returning
Contact Our Support Team:***



+1 562-653-4222

Monday to Friday 8:00 AM-4:00 PM PST

support@iwalk-free.com

Or visit our support page:

[Go to Support page ›](#)

Watch how to repackage iWALK crutch here:

[Repackagin page ›](#)

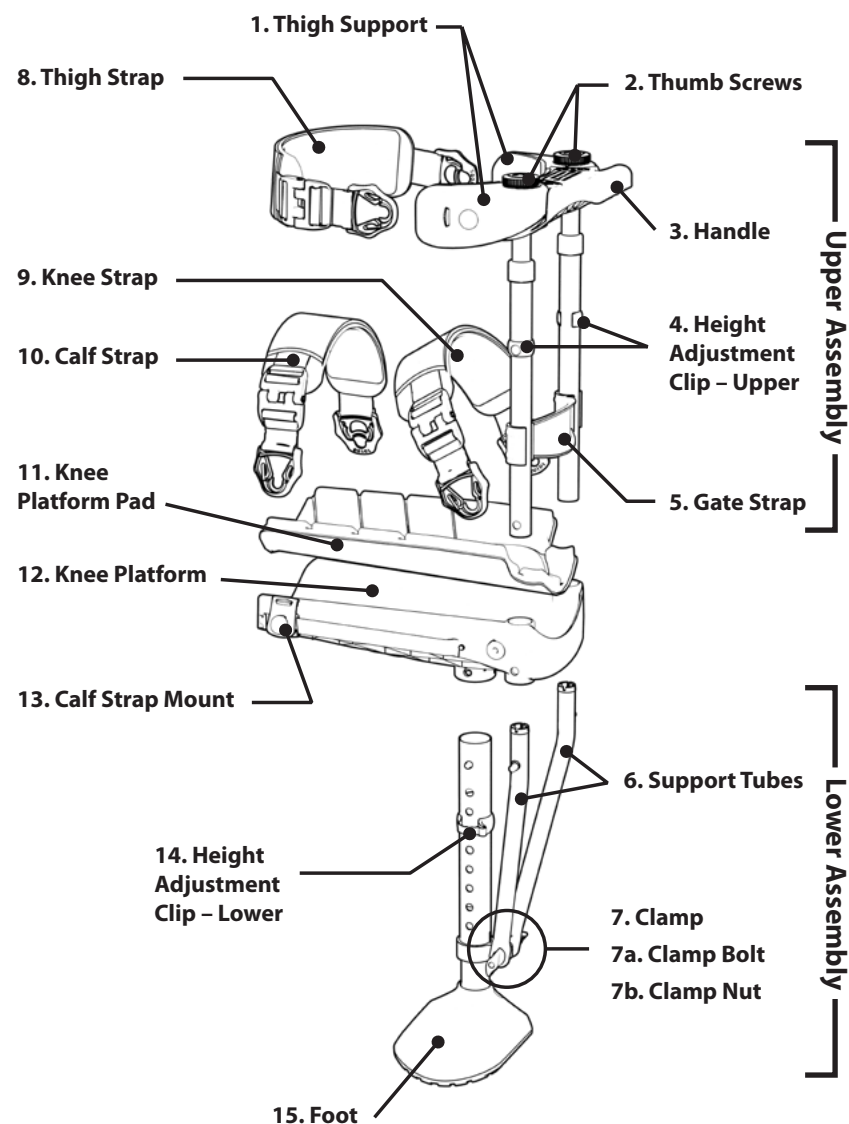


To find support in your region visit

<https://iwalk-free.com/international-dealers/>



Have this diagram ready when calling iWALKFree for technical support .



Regulatory and Compliance Information

- Intended Use Statement: This device is intended for single user, able bodied human under 126kg with need for single lower limb unloading during walking, without concurrent use of other assistive devices (cane or crutch) in normal indoor and outdoor environments between 0° C and 40° C.
- Expected Product Lifetime: 150 days at 6000 total steps per day on heaviest user; longer expected for smaller user.
- Cleaning Instructions: Rinse clean with fresh water, then allow to dry, ensuring that no liquid remains.

⚠ Device is not intended for unsupervised use by patients with significant balance issues or cognitive difficulties.

⚠ Cognitively impaired users must seek assistance from a person qualified to use the device.

⚠ Only use device after proper assembly in accordance with instructions by qualified personnel.

⚠ If you do not understand these instructions, stop and seek qualified assistance.

⚠ Device is intended for use by a single user only, not for rental or resale.

⚠ Flammability: This device does not incorporate self-extinguishing or fire retardant materials.

⚠ Do not expose to external sources of ambient heat or open flame. Do not store or leave in direct sunlight, and do not use when painfully hot to the touch until device is allowed to cool.

⚠ Do not place fingers or small appendages in or near holes or V-shaped openings, while in use or stationary.

⚠ Do not ingest any components of the device. Do not assemble or disassemble in the presence of small children.

⚠ Discontinue use if there is any evidence of soft tissue damage associated with use or wearing the device.

⚠ Device does not respond to verbal or telepathic commands.

⚠ Device has no user serviceable parts. Follow original assembly instructions when replacing a part.

⚠ Device contains metallic components. DO NOT WEAR OR USE during medical imaging of any kind, including MRI.