

1030 Body Support

The body support enables you to live more independently



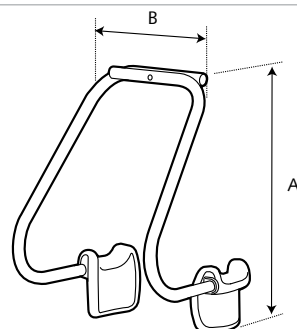
- Lifts and transfers quickly, easily and safely
- Can be used independently or with an attendant
- Move from wheelchair to bed, bath, shower, toilet...
- Ideal for aquatic, hippo and ambulation therapies
- Leaves the seat entirely free - convenient for toilet use
- Comfortable and ergonomic sitting position
- Patented thigh supports designed for extra comfort
- Hygienic. Easy to clean

1030 Body Support

Dimensions (inch / mm)

	M	S	XS
A	31.1 / 790	27.95 / 710	26.38 / 670
B	18.9 / 480		

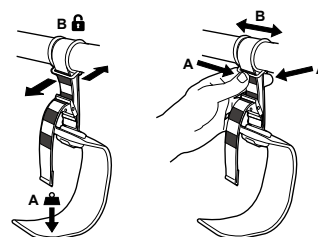
■ Size determined by lifting height requirements.



Thigh supports

The thigh supports are key to the function of the Body Support while ensuring the user is in a comfortable and proper position.

Under the weight of the user, the self-locking feature holds the thigh supports in position. Once the weight is gone, they can easily be moved.



Technical specifications

Material "arms"	316 stainless steel
Material "hands"	polyurethane
Maximum load	400 lbs

Versions (M - S - XS)

1030 - Standard

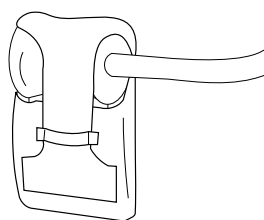
1035 - For the swimming pool: electropolished

Accessories

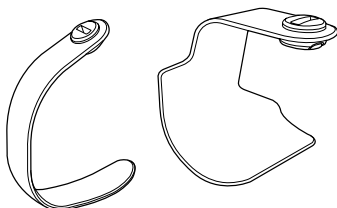
Utility band



Cushions for curve-around cups



Thigh supports in different dimensions and materials



Fabric covers for thigh supports

