



Washlet

CLEANSE & REFRESH

J A S M I N

Features:

- Gentle Aerated Warm Water
- Warm Air Dryer
- Automatic Air Deodorizer
- Heated Seat with Temperature Control
- Self Cleaning Dual Action Spray
- Remote Control With Large LCD Panel
- SoftClose Seat

The Jasmin Washlet Engineered for Luxury

- Gentle Aerated Warm Water
Front and Rear Washing
Massage Feature with Cycling Motion
- Warm Air Drying with Variable Three-Temperature Setting
- Automatic Air Deodorizer
- Heated Seat with Temperature Control
- SoftClose Antibacterial Seat
- Convenient Wireless Remote Control with Large LCD Panel
- Docking Station for Easy Cleaning & Installation

Jasmin is TOTO's full-featured Washlet, designed with ultimate luxury in mind. Activated with a convenient remote control, the Jasmin Washlet wand extends at the touch of a button to provide a gentle stream of warm aerated water. Jasmin integrates front and rear cleansing with a pulsating water feature and even a massage feature, which cycles front and rear streams for unparalleled cleaning. You can adjust the water temperature, water pressure and the position of the cleansing stream for your comfort.

With Jasmin, cleansing is followed by a mild hands-free warm air dryer, adjustable to three settings. The heated seat provides comfort and relaxation at a temperature you control. And Jasmin's built-in air deodorizer keeps


the bathroom fresh during and after use.

All TOTO Washlets draw water directly from your home's fresh water supply, so the Washlet water is always convenient and fresh. The Washlet nozzle self-cleans automatically before and after each use. Washlet seats are made from antibacterial plastics and feature the TOTO SoftClose hinge to eliminate annoying "toilet seat slam."


The Jasmin Washlet is appropriate for both men and women. Seniors, children or those with limited mobility may find it to be especially helpful. Everyone at any age can enjoy regular use.



Shown on
Carolina Toilet



Gentle Massage
Feature with
Cycling Motion



Pulsating
Water Feature



Convenient
Remote Control

SPECIFICATIONS

SW833R
Round Model

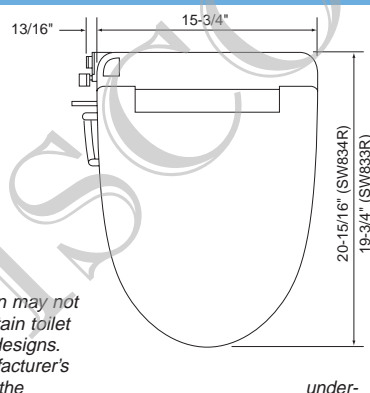
SW834R
Elongated Model



NOTE:

- Jasmin may not fit certain toilet bowl designs.

- Please include your toilet manufacturer's name and model number (from the side of the tank lid) with your order



Power Rating	120V AC, 60 Hz. 1277W
Power Cord	Maximum length: 3.28 ft
Water Feature	Adjustable Water Flow Rate Rear washing: from 0.07 to 0.11 gal/min. Front washing: from 0.08 to 0.11 gal/min. Temperature of Washing Spray Minimum: 86° F/30° C Maximum: 104° F/40° C Safety Features: Temperature fuse, temperature overheating prevention device, overheating prevention float button

Drying Feature

Flow-Up-Stream Prevention: Vacuum breaker, non-return valve

Air Temperature:
High: About 140°F/60°C
Medium: About 122°F/40°C
Low: About 104°F/40°C

Capacity of Air: 10.59 ft³/min

Safety Feature: Temperature Fuse

Seat Warming Feature

Surface Temperature:
Minimum: 86° F/30° C
Maximum: 104° F/40° C

Seat Heater Capacity: 50W

Safety Feature: Thermal fuse

Deodorizing Feature Water Supply Pressure

Method: 0: Deodorizer

Minimum: 7.25 psi
Maximum: 108.78 psi

Ambient Temperature Range

32°F/0°C to 95°F/63°C

Weight

Net: 11 lbs.

Product Dimensions

15-3/4" W x 20-15/16" D x 4-15/16" H (Elongated)
(400 x 532 x 125mm)
15-3/4" W x 19-3/4" D x 4-15/16" H (Round)
(400 x 502 x 125mm)

Listings/Approval

UL, cUL, and others.

Colors: Standard #01 Cotton
Optional #11 Colonial White
#12 Sedona Beige

Specifications may change without notice.

TOTO®
Perfection by Design

TOTO U.S.A., INC. • 1155 Southern Road, Morrow, GA 30260 • Tel. (770) 282-8686 • Fax. (770) 282-8701 • www.totousa.com

Printed in U.S.A. © TOTO LTD. 09/02 #D40080

PRINTED ON RECYCLED PAPER

REV. 04/02

